



# 2022 Maricopa County Election 5 Findings

Shelby Busch  
Arizona Senate Presentation  
January 30, 2023

# Findings

1. Markedly lopsided adjudication results
2. Completely tabulated ballots  $\neq$  Cast Vote totals
3. As of 1-28-2023: Polling Marshals reported 8,000 unable to vote
4. Backdoor portal to voter records by NGOs  $\rightarrow$  MVD  $\rightarrow$  Counties
5. 298,000 Election Day Dropoff ballots lacked chain of custody

# Adjudicated Data

## Slog File

### Modified Ballot Shifts

- Candidate A: Non-adjudicated 49.5%  
Adjudicated 64%
- Candidate B: Non-adjudicated 51.1%  
Adjudicated 34.9%
- Adjudication Rate
  - AZ county max = 4%
  - Maricopa county = 14% (16.3M/94.4M)

# **System Log Files vs CVR Record as of 1-27-2023**

Tabulator counts vs Official Final Record:

Early Voting: 797 ballots gone missing

+

Election Day: 9,204 ballots gone missing

10,001

(Approved provisional ballots WERE tabulated.)

# **Long Lines and Voters Unable to Vote**

## **Video**

- Election policy required polls to close at 7pm with a line count of remaining voters being conducted every 15 minutes
- Election Day polling marshals' reports



# **“Journey Church” – Mesa AZ**

## **Polling Center #0244**

11 mins of hi-speed playback

- Of 50 attempts
- Only 6 ballots accepted

# Polls Closed at 7pm

**New data as of 1-28-2023**

Poll worker report from 13 locations

Voters left in line at 7pm = **4,021**

From Maricopa poll books + AG reports

Voters stayed to vote = 1,449

64% voters DIDN'T GET TO VOTE = **2,572**



27 additional centers with 85 or more people

**New data as of 1-28-2023**

Extrapolated 40 locations

Voters left in line at 7pm = 8,982

Extrapolated

Voters stayed to vote = 3,227

64% voters DIDN'T GET TO VOTE = 5,755

Total 7pm

Citizens who couldn't vote = **8,327**  
(2,572 Provable, 5,755 Estimated)

*Day's end data only.*

*Voters attritted throughout the day.*




# From Poll Worker Interviews and Maricopa County 1-29-2023 Data

Vote Center	Poll Worker Witness Reporting # of Voters in Line at 7pm	Maricopa Data # Voting after 7pm	# of Voters Who Didn't Vote (Disenfranchised)	% of Line Not Voting
PARADISE VALLEY COMMUNITY COLLEGE	675	158	517	77%
AVONDALE CITY HALL	511	199	312	61%
MESA COMMUNITY COLLEGE AT RED MTN	500	183	317	63%
QUEEN CREEK LIBRARY	400	161	239	60%
COMMUNIVERSITY	325	108	217	67%
VICTORY LUTHERAN CHURCH	300	110	190	63%
CHURCH OF JESUS CHRIST OF LDS SOUTHERN	275	236	39	14%
FIRST UNITED METHODIST CHURCH OF GILBERT	250	85	165	66%
GRACE UNITED METHODIST CHURCH	250	29	221	88%
DEER VALLEY AIRPORT	200	23	177	89%
GLENDALE COMMUNITY COLLEGE/STUDENT UNION	150	63	87	58%
JOURNEY CHURCH	100	38	62	62%
CHANDLER CITY HALL	85	56	29	34%
Total	4021	1449	2572	64%

# From Maricopa County 1-29-2023 Data with Line Counts Extrapolated from Witness Reporting

Vote Center	Extrapolation Estimate # of Voters in Line at 7pm	Maricopa Data # Voting after 7pm	# of Voters Who Didn't Vote (Disenfranchised)	% of Line Not Voting
OUTLETS AT ANTHEM	803	289	514	64%
SURPRISE CITY HALL	506	182	324	64%
WORSHIP & WORD CHURCH	450	162	288	64%
ASU SUN DEVIL FITNESS CENTER (FREE PARKING)	433	156	277	64%
BILTMORE FASHION PARK (NEAR PARKING GARAGE)	414	149	265	64%
ELDORADO PARK COMMUNITY CENTER	383	138	245	64%
MESA BAPTIST CHURCH	361	130	231	64%
CHANDLER/GILBERT COMMUNITY COLLEGE	336	121	215	64%
SAN TAN VILLAGE (NEAR HARKINS)	336	121	215	64%
SUNLAND VILLAGE EAST	333	120	213	64%
LIVING WORD BIBLE CHURCH AHWATUKEE	331	119	212	64%
VELDA ROSE UNITED METHODIST CHURCH	317	114	203	64%
DESERT OASIS AQUATIC CENTER	306	110	196	64%
SE REGIONAL LIBRARY/GILBERT	289	104	185	64%
MARLEY PARK	289	104	185	64%
GCC NORTH CHINLE BLDG	283	102	181	64%
CHURCH OF JESUS CHRIST OF LDS LAKESHORE	281	101	180	64%
PENDERGAST SCHOOL/DISTRICT OFFICE	278	100	178	64%
ASU WEST CAMPUS	272	98	174	64%
RADIANT CHURCH SUN CITY	269	97	172	64%
ASU POLYTECHNIC CAMPUS	258	93	165	64%
TOLLESON COUNCIL CHAMBERS	256	92	164	64%
INDIAN BEND WASH VISITOR CENTER	250	90	160	64%
DAYSRING UNITED METHODIST CHURCH	244	88	156	64%
NOZOMI AQUATIC CENTER	242	87	155	64%
MEMORIAL PRESBYTERIAN CHURCH	236	85	151	64%
EL MIRAGE CITY HALL	236	85	151	64%
Total	8992	3237	5755	64%

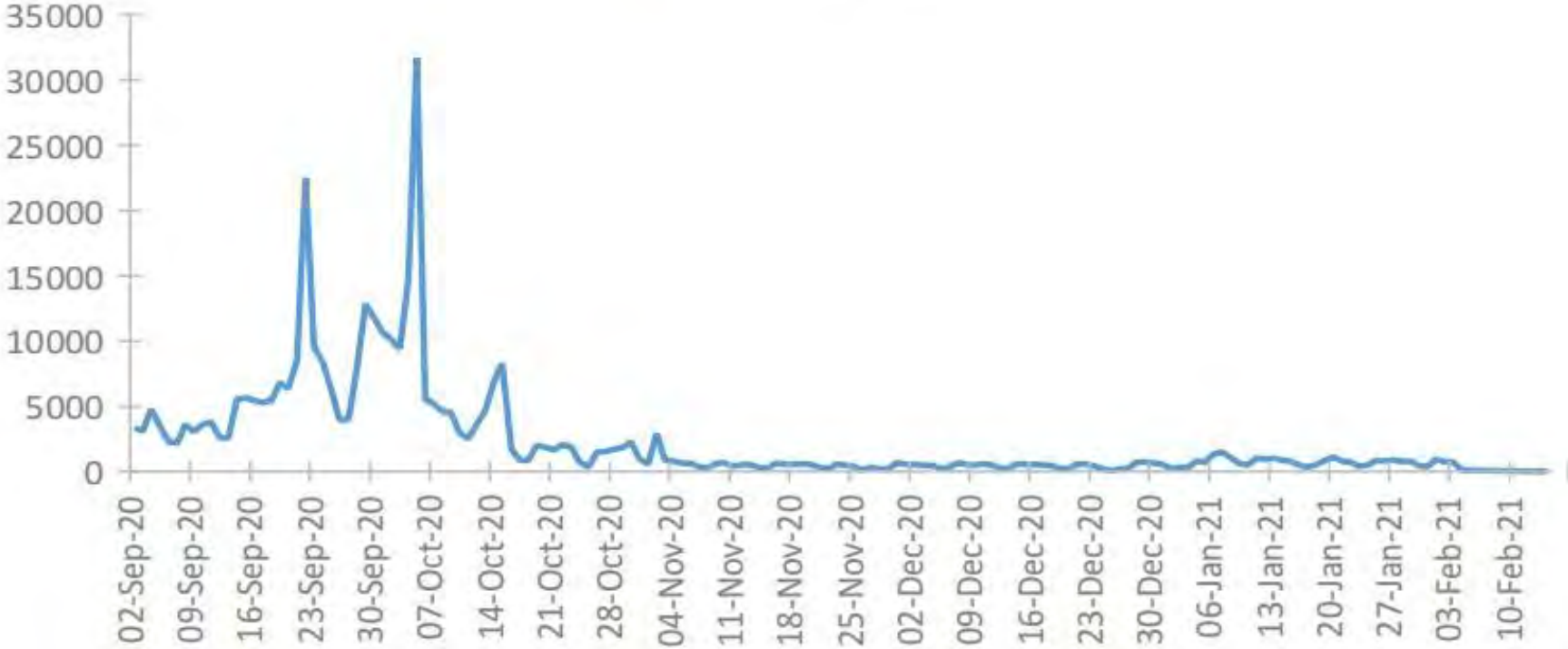
# **Voter Records changes made by non-voter**

- Reports of Unsolicited Duplicates
  - Reports of Unsolicited Party Change
  - Reports of Unsolicited Address Change
  - Reports of Unsolicited New Registration
  - Voter Registration changes Midnight and Holidays (Christmas)
- 

# Registration Changes By Day

Chart Title

SumOfChanges



# Multiple Registration Changes

AffSeqs	Voters
13	1
10	1
9	4
8	8
7	17
6	35
5	166
4	799





VOTERS | CANDIDATES | LOBBYING | CAMPAIGN FINANCE | BALLOT MEASURES | ABOUT ELECTIONS | RESULTS & DATA | COMBATING MISINFORMATION

[Home](#) » [Elections](#) » [Candidates](#) » [Online Voter Registration Unique URL Program](#)

Please excuse our site and file changes as we transition to Secretary Fontes.

## Online Voter Registration Unique URL Program

The Arizona Secretary of State's Office has developed the Online Voter Registration (OVR) Unique URL Program to encourage organizations conducting large-scale voter registration drives to do so electronically and securely through the ServiceArizona website, rather than relying exclusively on paper forms.

Approved organizations participating in the Program will be assigned a unique URL to use and/or distribute for voter registration purposes and will receive periodic reports of valid voter registrations and updates submitted through their assigned URL.

The goals of the Program are to: (1) increase complete and valid voter registrations submitted through voter registration drives; (2) protect sensitive voter information collected during voter registration drives; and (3) reduce the burden on County Recorders and the Secretary of State's Office of processing paper registration forms from voter registration drives.



# NGOs with URL Access

The goals of the program are to:

- (1) Increase complete and valid voter registrations submitted through voter registration drives;
- (2) Protect sensitive voter information collected during voter registration drives; and
- (3) Reduce the burden on County Recorders and the Secretary of State's Office of processing paper registration forms from voter registration drives.

processing paper registration forms from vot

# NGOs with URL Access

Arizona Center for Disability Law



Arizona Student's Association



Chicanos Por La Causa



Equality Arizona Foundation



Inspire2Vote-Project High Hopes



Mi Familia Vota



# NGOs with URL Access

One Arizona



Phoenix Indian Center



Rock the Vote




The Civics Center




# NGOs with URL Access

We issued a public records request, which has gone unanswered.

- How the program works
  - How it was implemented
  - How it was marketed
  - Applications
  - Rejected Applications
- 

# **Special Action**

## **Signature Verification**

- Maricopa County failed to fully cooperate with details on signature verification.
  - Special action was filed by legal team.
  - Witnesses stated they were pressured to approve signatures. Maricopa County Asst Elections Director Celia Nabor supervised Signature Verification in last 3 elections.
  - Deposition out for Celia Nabor.
- 

# Signature Verification

**Rey Valenzuela** – “ ... For a mail ballot, we don't request that you send your driver's license in, so that proof of identification is done through the signature verification on signature exemplars on file, vetted signature exemplars, registration form, multiple registration forms, that you may have on file. Also, past signature rosters. Maybe you're not an early voter, but you voted in person, we have all of those signature rosters and signatures, in addition to past EV affidavit, vetted EV affidavit signatures. As an example, I, myself, when we train, I have close to 32 different exemplars from all the times I voted and/or registration forms.”

# Signature Verification and Chain of Custody

Signature Verification is the last line of defense and the County leans on that in the event Chain of Custody fails and ballots are injected into the system somewhere along the way.

- Ballot Trafficking/Harvesting
- Ballots Inserted at any point

Post Office

Polling Location

Drop Boxes

MCTEC

Ballot Boxes



# Failed Chain of Custody


- Maricopa county failed to track Chain of Custody of ballots from the polling centers to “central count” Maricopa County Tabulation & Election Center (MCTEC).
- No counts were complete prior to Maricopa county surrendering ballots to third-party vendor Runbeck.
- Runbeck scanned 35,000 more ballot envelopes into the total than they reported received from Maricopa county.



# Failed Chain of Custody

**MC Attorney LaRue:** “like what happened at Runbeck, if somebody brings it and inserts it into the stream but not into a designated authorized drop box...”

**Hobbs closing argument:** “even if there were 50, 500, 500,000 ballots somehow injected into the process... every ballot received by Maricopa County is processed ...and then verified by a multilevel signature review process.”



# Failed Chain of Custody

Maricopa County either withheld, deleted, or did not create chain of custody documents required by law.

Heather Honey Presentation



A Copy of All Exhibits and this Presentation is available at:

[WethePeopleAZAlliance.Com/Senate](http://WethePeopleAZAlliance.Com/Senate)

